




# Ministry of Finance of Georgia

Public Debt Management Department

## Monthly Debt Report

December 2022



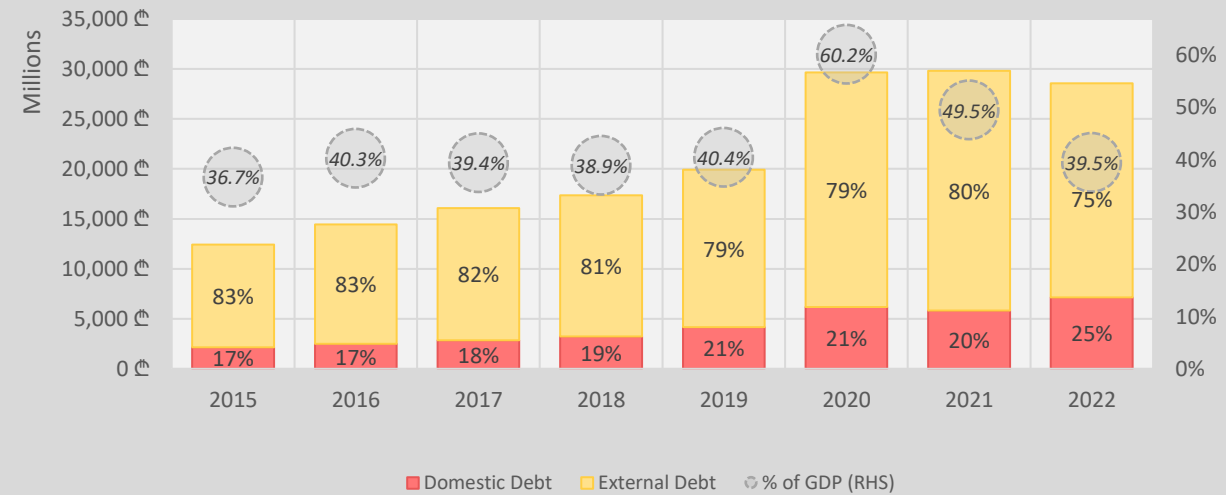
# Content

<u>General Government Debt Dynamics</u>	1
External Debt:	
<u>Stock Dynamics and Composition</u>	2
<u>Eurobond Data and Portfolio Indicators</u>	3
Domestic Debt:	
<u>Portfolio Structure and Indicators</u>	4
<u>Treasury Securities Market</u>	5
<u>Portfolio Dynamics</u>	6
<u>Treasury Auction Indicators</u>	7
<u>Benchmark Bonds and Key Points</u>	8
<u>Auction Calendar and PDs</u>	9

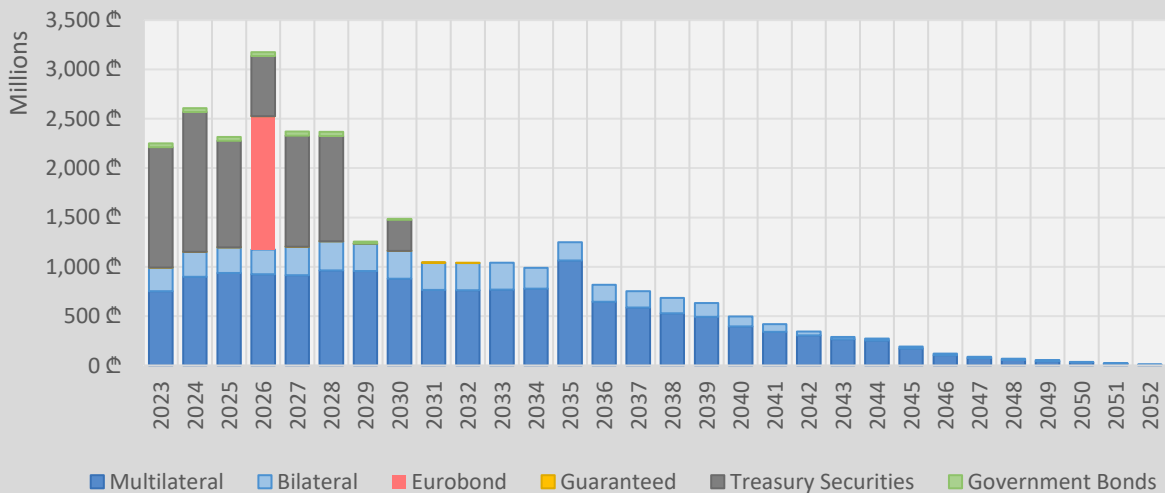
# General Government Debt Dynamics

Debt Structure	Stock (Million GEL)		% of Total		% Change
	2022	2021	2022	2021	
<b>External</b>	<b>21,392</b>	<b>23,967</b>	<b>75.0%</b>	<b>80.4%</b>	<b>-10.7%</b>
Eurobond	1,351	1,549	4.7%	5.2%	-12.8%
Bilateral	4,325	5,136	15.2%	17.2%	-15.8%
Multilateral	15,713	17,278	55.1%	58.0%	-9.1%
Guaranteed	3	4	0.0%	0.0%	-25.3%
<b>Domestic</b>	<b>7,146</b>	<b>5,845</b>	<b>25.0%</b>	<b>19.6%</b>	<b>22.3%</b>
Treasury Securities	6,832	5,486	23.9%	18.4%	24.5%
6-month	114	100	0.4%	0.3%	13.9%
12-month	268	179	0.9%	0.6%	50.0%
2-year	1,206	1,134	4.2%	3.8%	6.4%
5-year	3,616	2,722	12.7%	9.1%	32.8%
10-year	1,628	1,351	5.7%	4.5%	20.5%
Government Bonds	273	313	1.0%	1.0%	-12.8%
Loans of Budgetary Organizations	41	46	0.1%	0.2%	-11.4%
<b>Total</b>	<b>28,538</b>	<b>29,812</b>	<b>100.0%</b>	<b>100.0%</b>	<b>-4.3%</b>

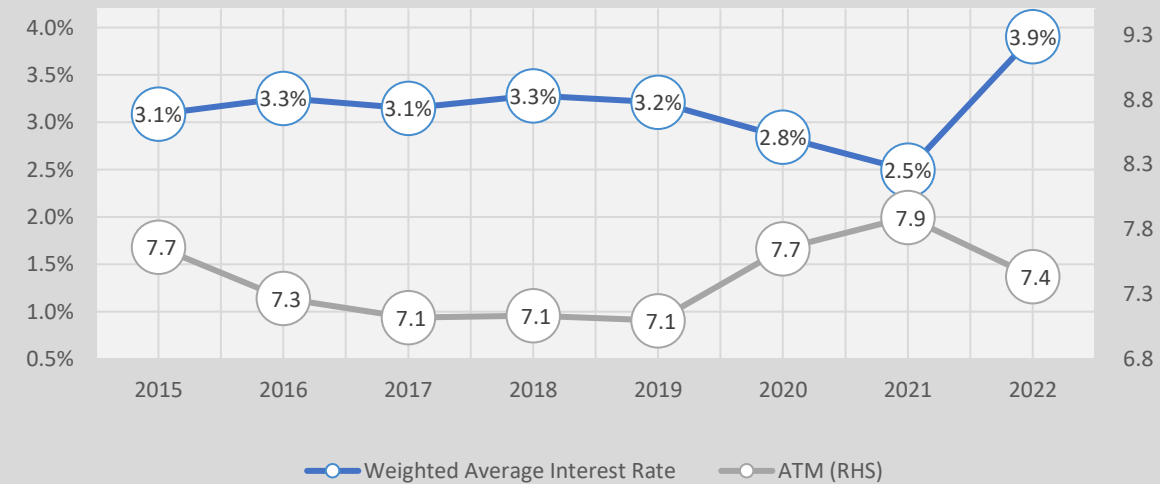
## Portfolio Dynamics



## Debt Service

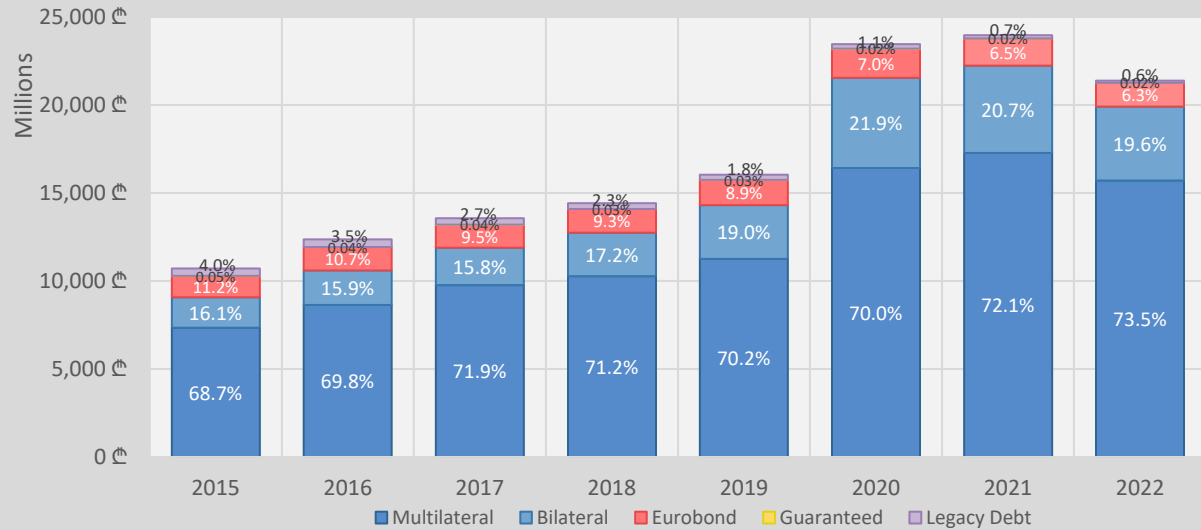


## ATM and Interest Rate

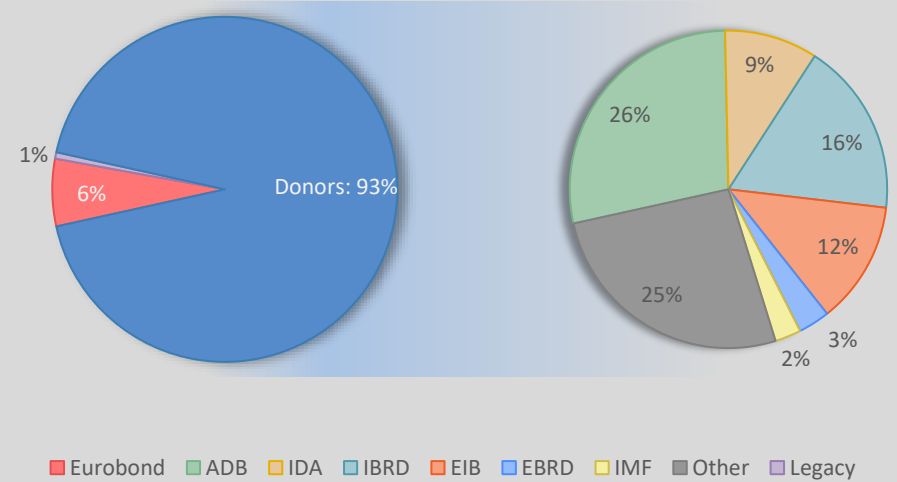


# External Debt: Stock Dynamics and Composition

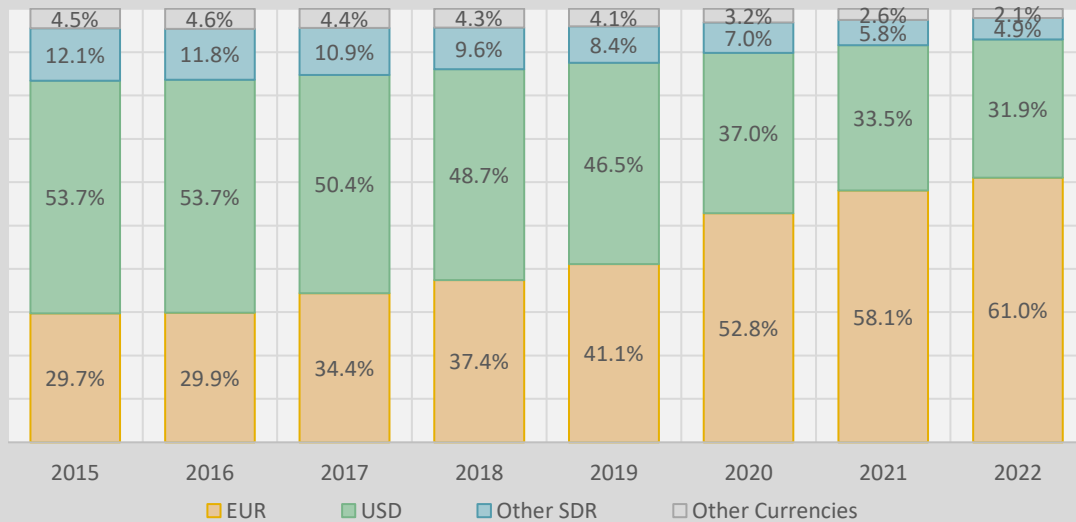
## Structure & Dynamics



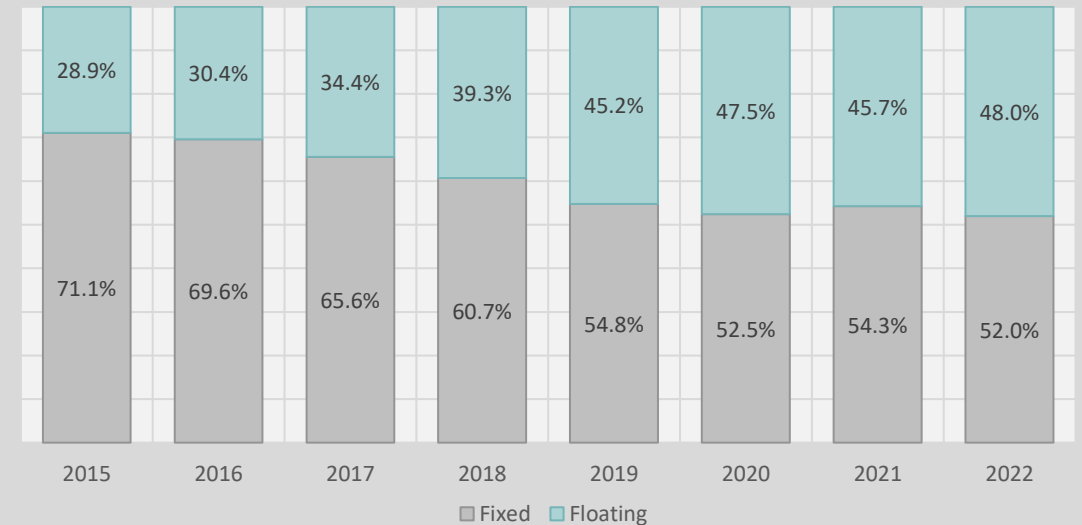
## External Financing by Resources



## Currency Composition\*



## External Debt by Interest Rate Type

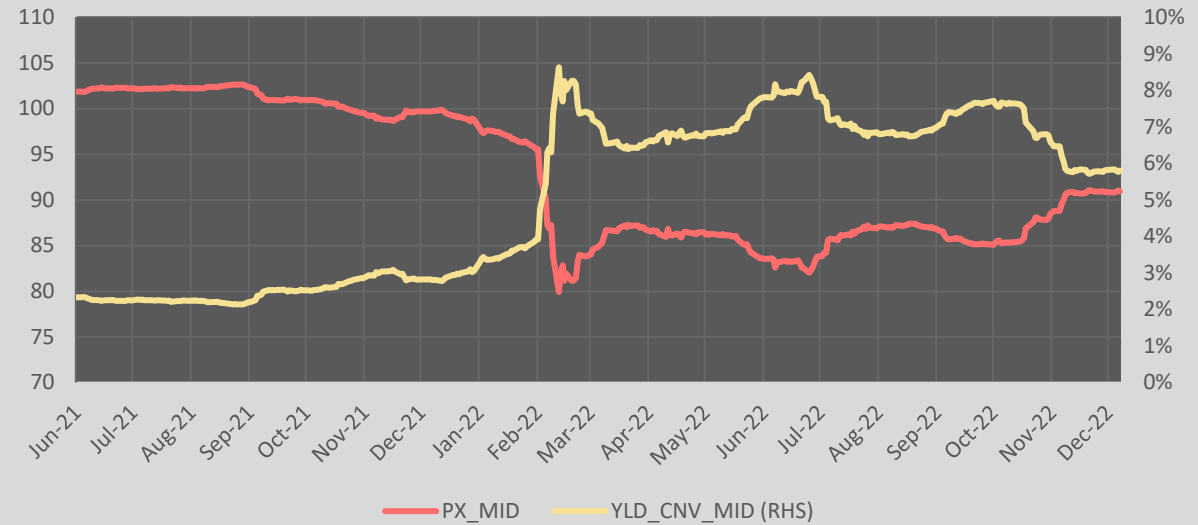


\* Includes SDR Decomposition

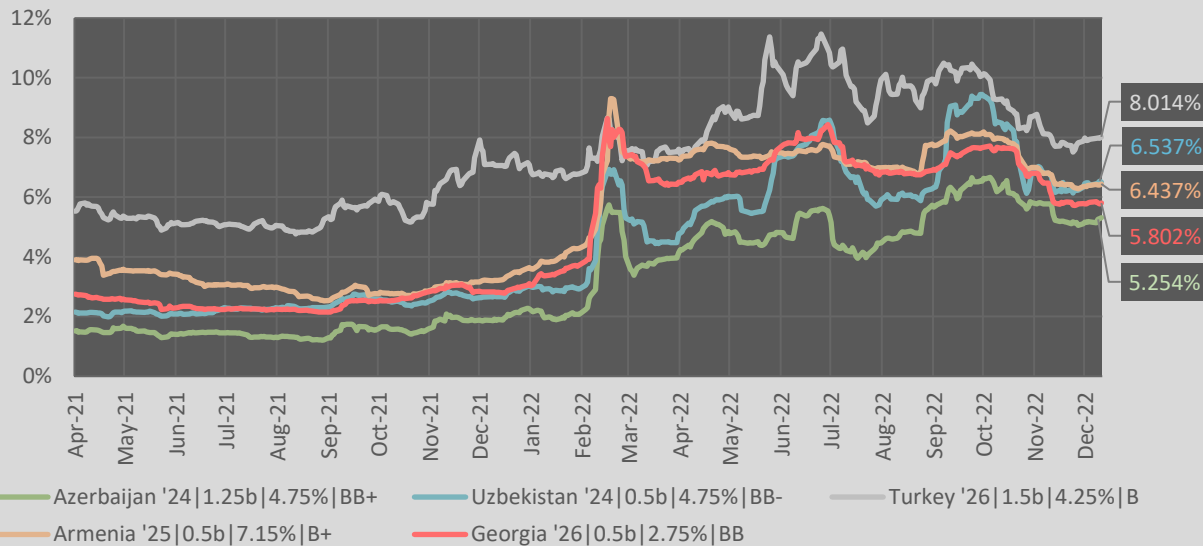
# External Debt: Eurobond Data and Portfolio Indicators

Active Eurobond	
Issuer	Ministry of Finance of Georgia on behalf of Georgia
Ratings	BB (S&P); BB (Fitch); Ba2 (Moody's)
Pricing Date	15 April 2021
Settlement Date	22 April 2021
Issue format	144A/Reg S
Issue size	\$500mm
Maturity Date	22 April 2026
Price	99.422
Benchmark	0.750%. due 31 March 2026
Benchmark Yield	0.801%
Spread to Benchmark	207.4 bps
Midswap Rate	0.888%
Spread to Midswap Rate	198.7 bps
Re-offer Yield	2.875%
Coupon	2.75%
Listing	London Stock Exchange (Regulated Market)
Joint Bookrunners	Goldman Sachs, JPMorgan, ICBC
Co-managers	Galt & Taggart and TBC Capital

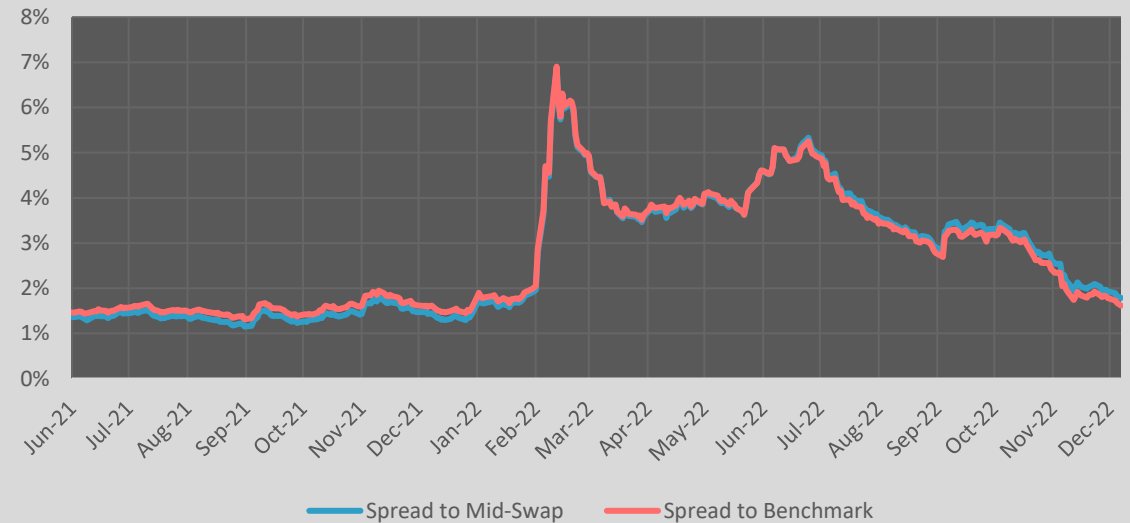
## Eurobond Yield-Price Dynamics



## Comparison of Eurobond Yield Dynamics with Peer Countries

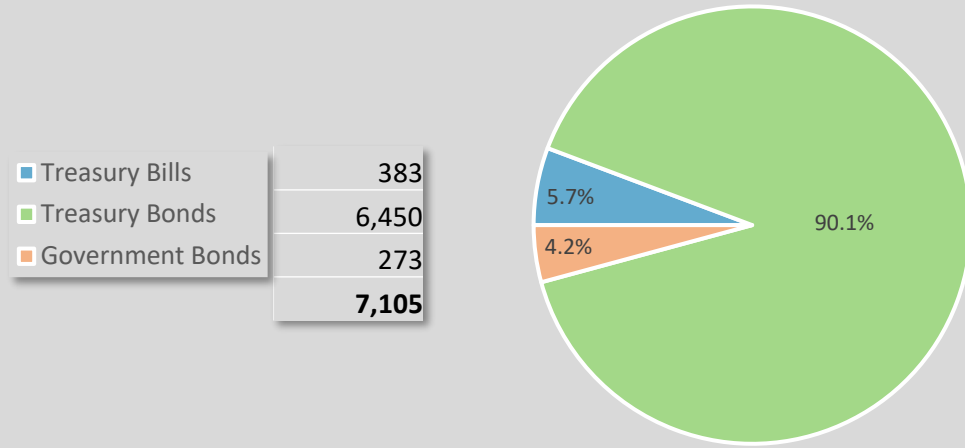


## Eurobond Spread to Benchmark

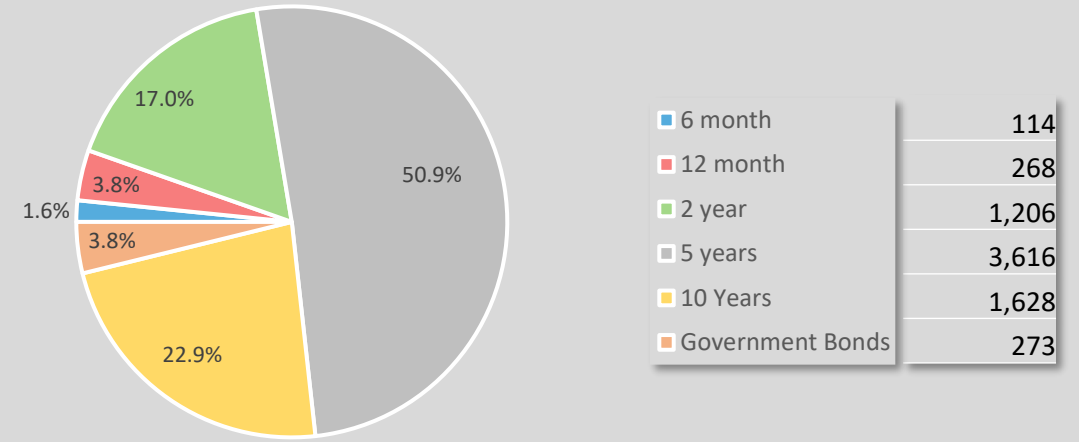


# Domestic Debt: Portfolio Structure and Indicators

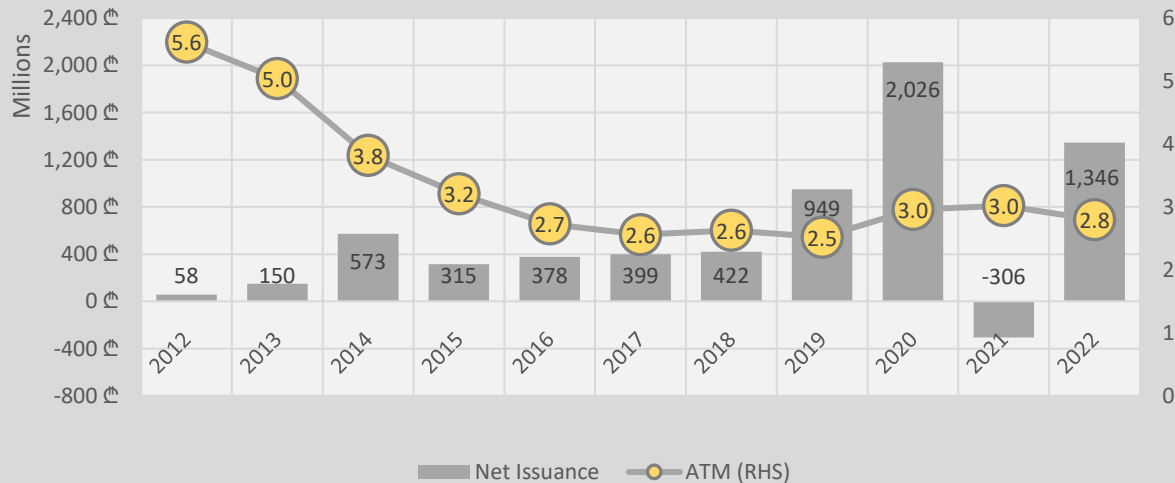
## Outstanding Domestic Debt (Million GEL)



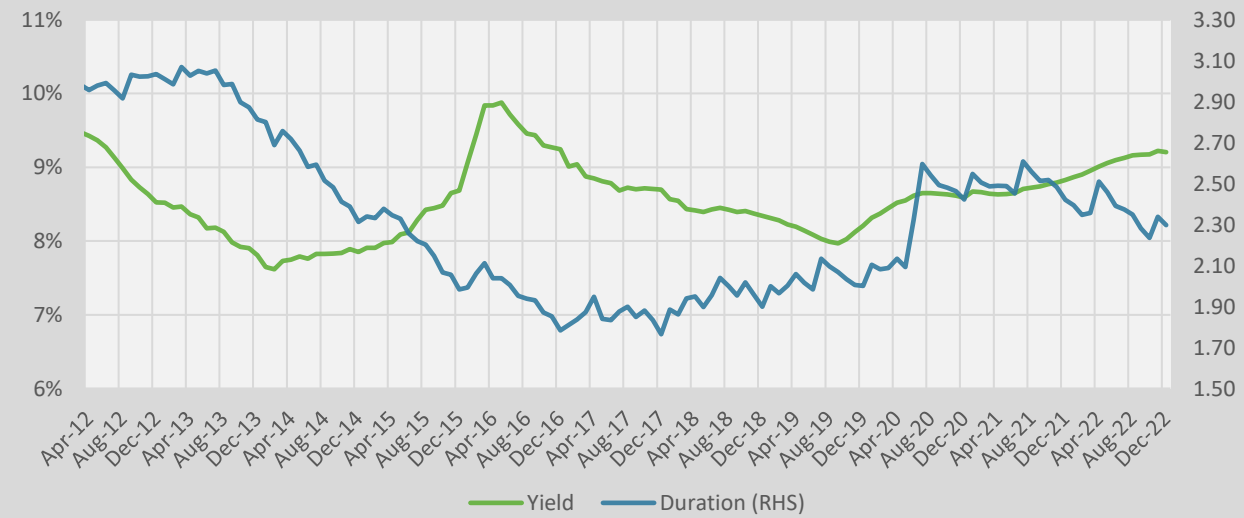
## Outstanding Decomposition (Million GEL)



## Portfolio ATM and Net Issuance (End of Period)



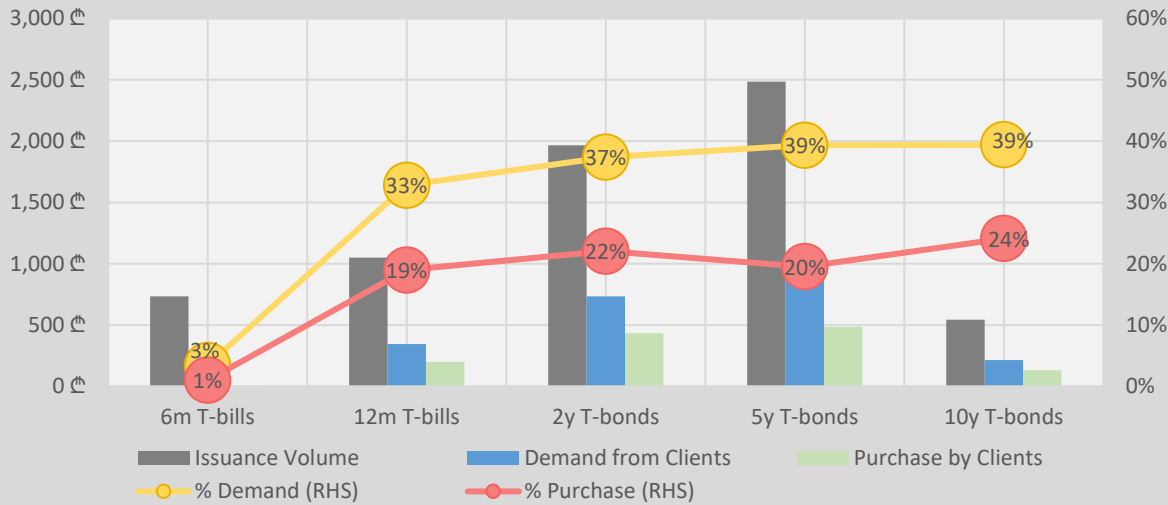
## Portfolio Yield and Duration (End of Month)



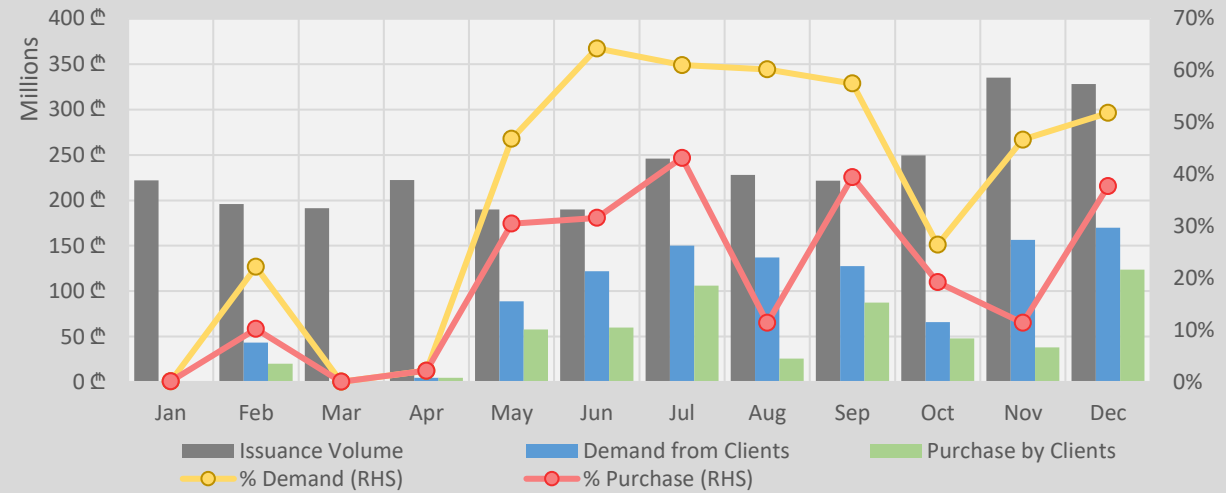


# Domestic Debt: Treasury Securities Market

## Activity of Clients\*: 2020 - 2022



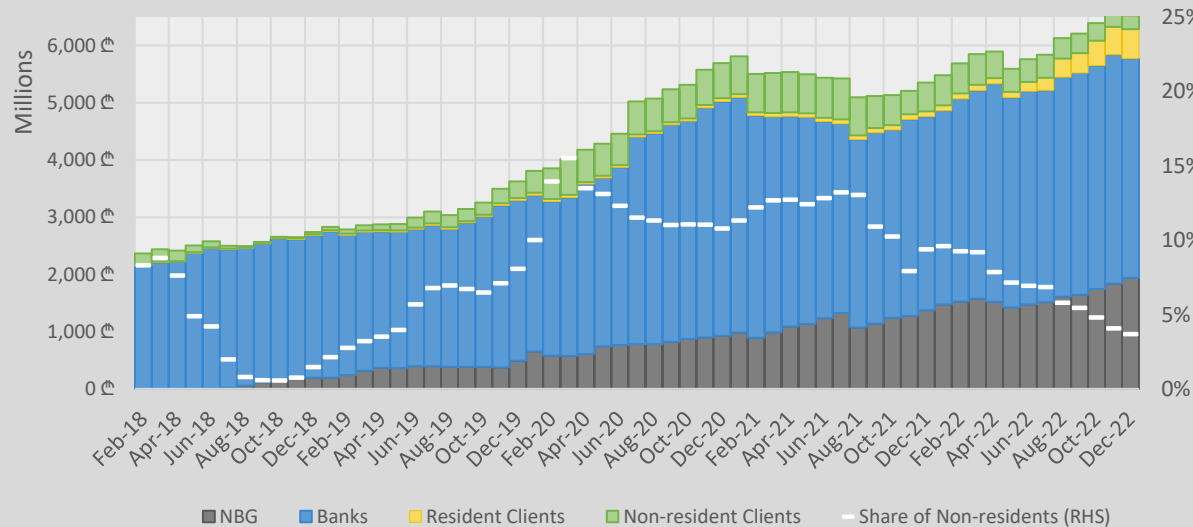
## Clients' Monthly Activity (Last 12 Months)



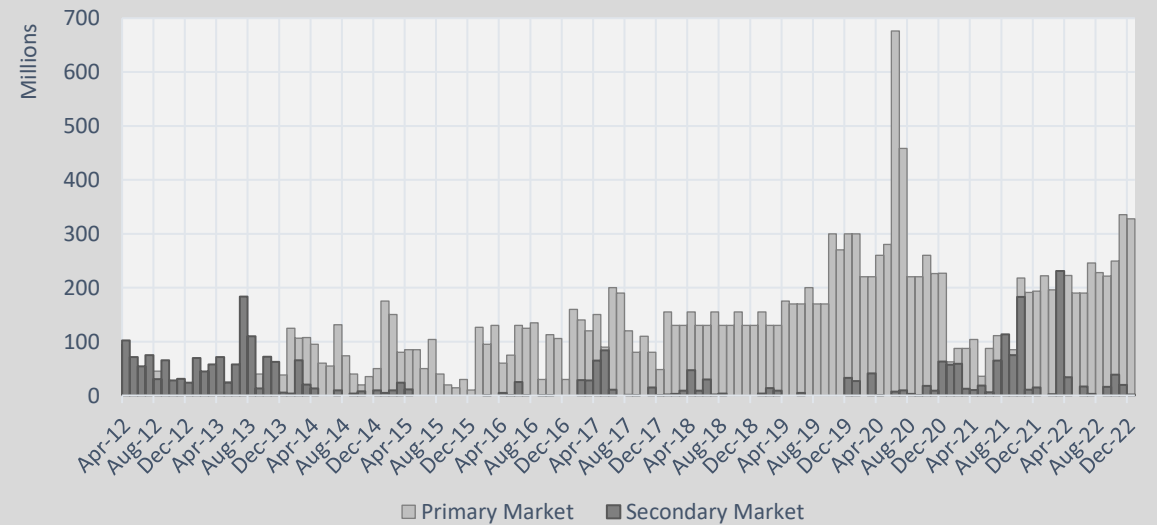
\*Investors Participating via Local Commercial Banks

\*Investors Participating via Local Commercial Banks

## Holder of Treasury Securities

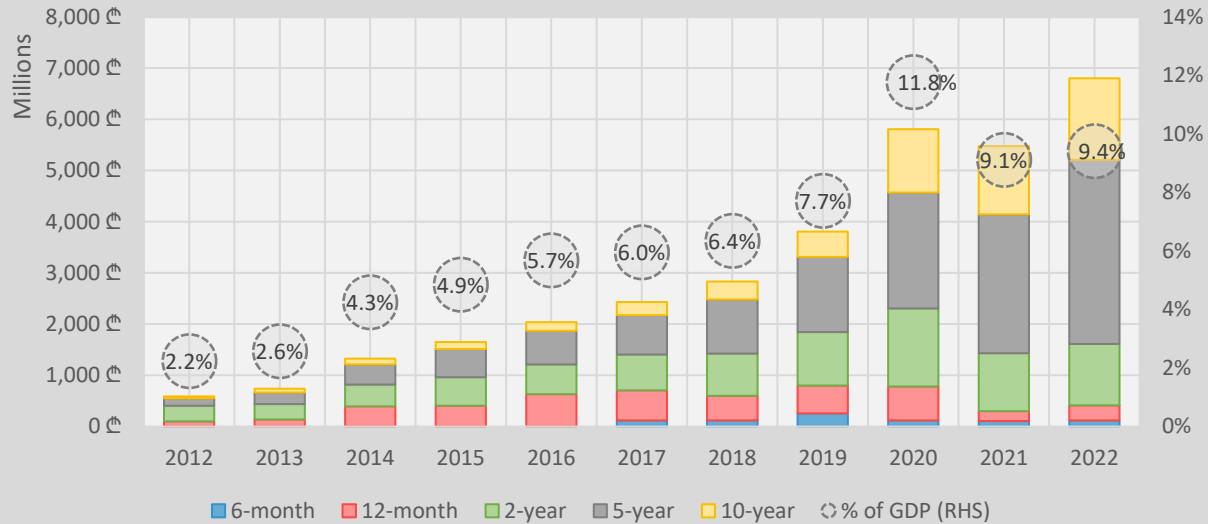


## Primary and Secondary Market Activities

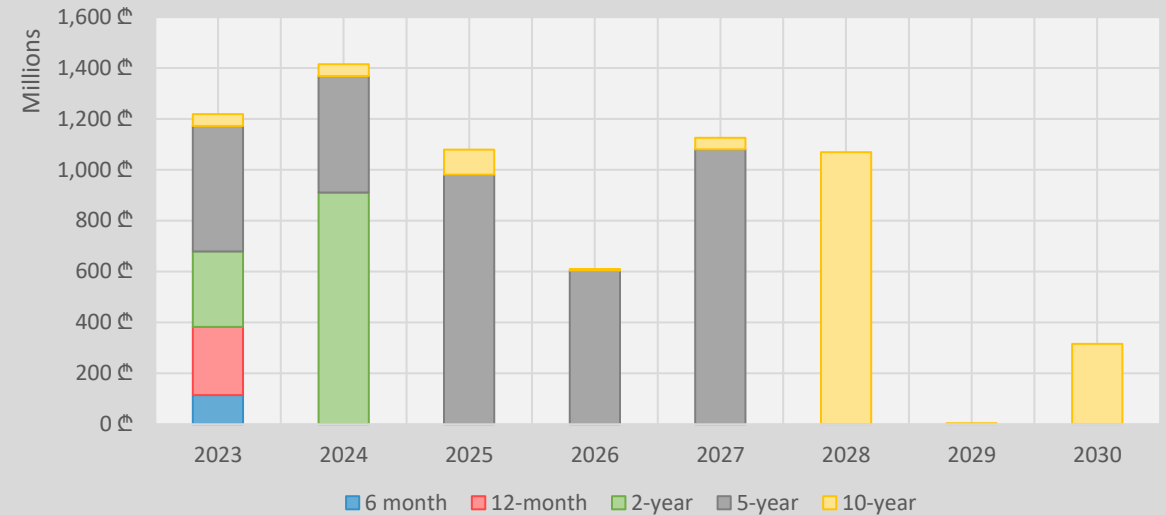


# Domestic Debt: Portfolio Dynamics

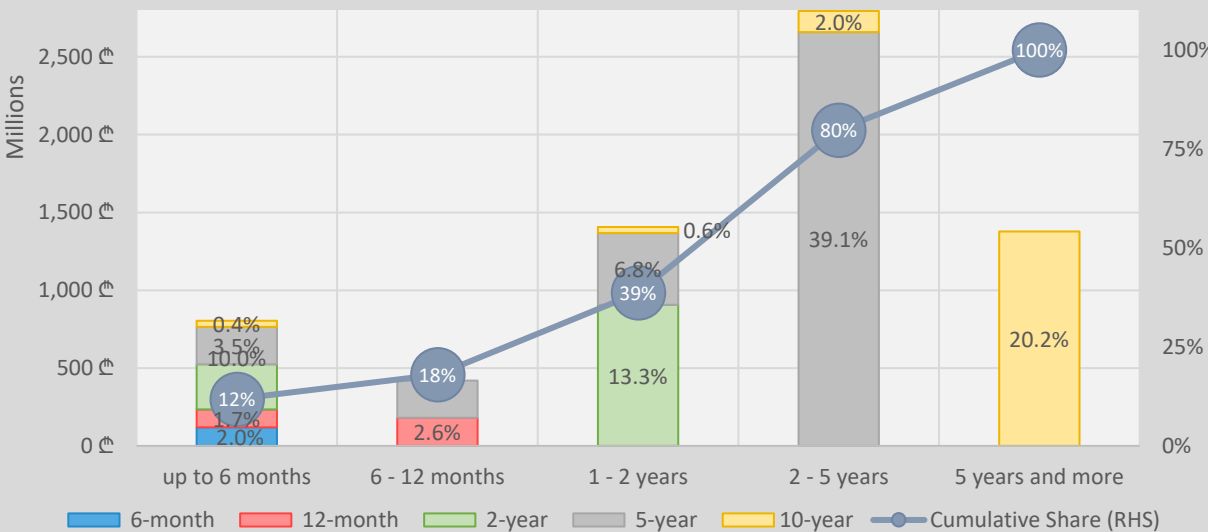
## Dynamics of Treasury Securities' Portfolio



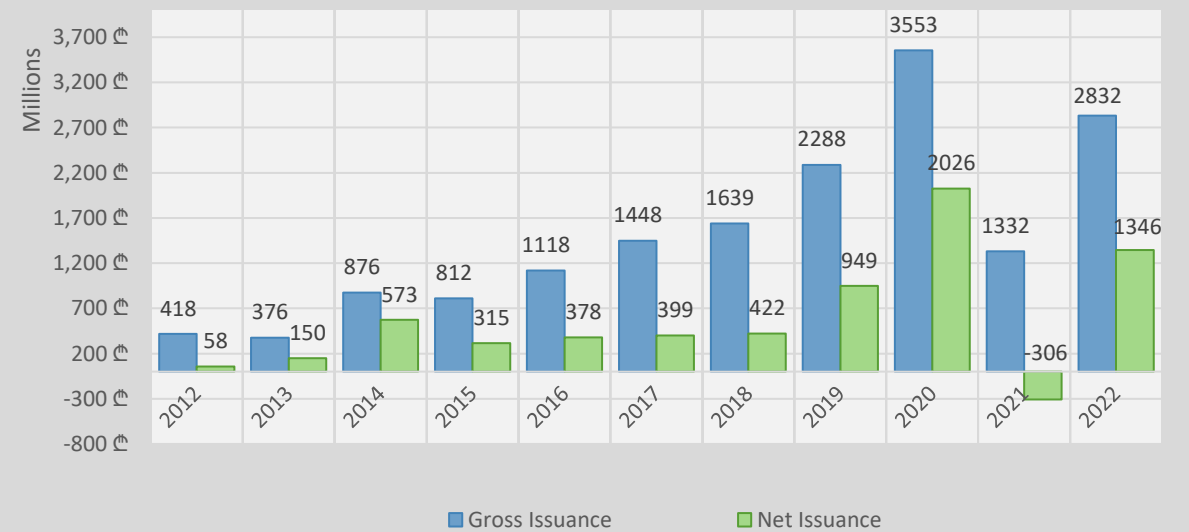
## Redemption Profile of Treasury Securities (Based on Stock)



## Portfolio Composition by Time-to-Maturity



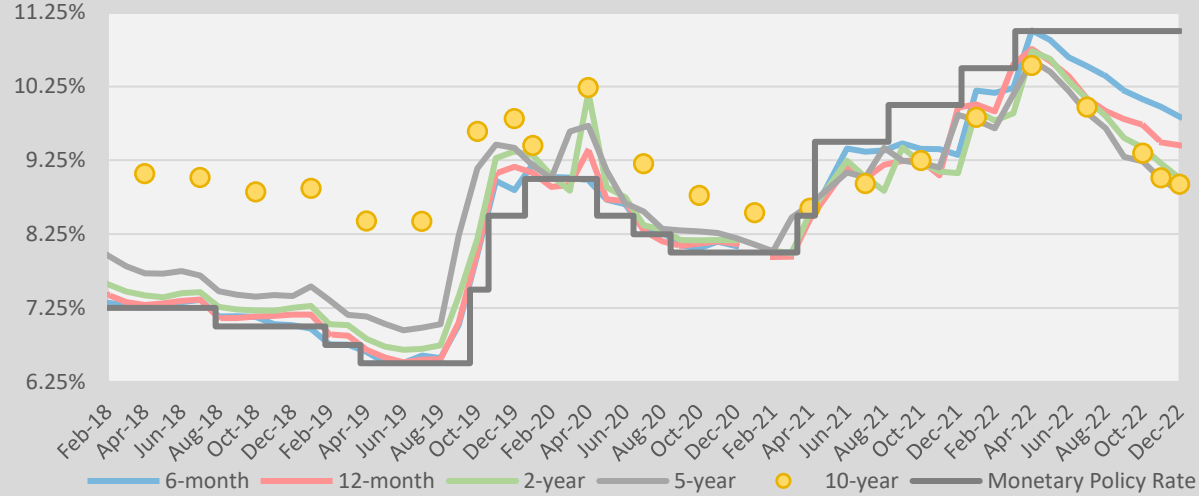
## Dynamics of Net Issuance



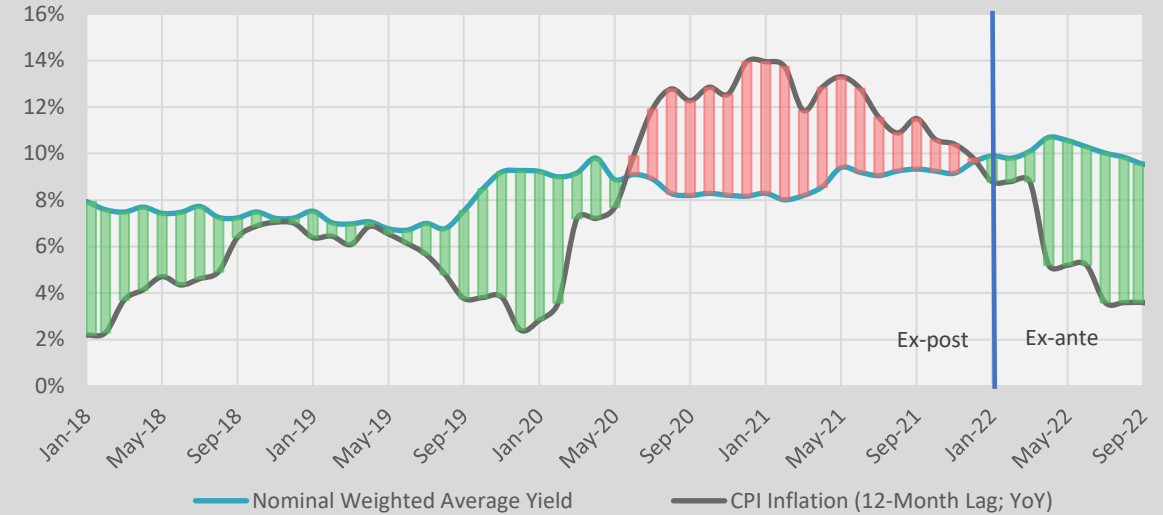


# Domestic Debt: Treasury Auction Indicators

## Dynamics of Treasury Yields

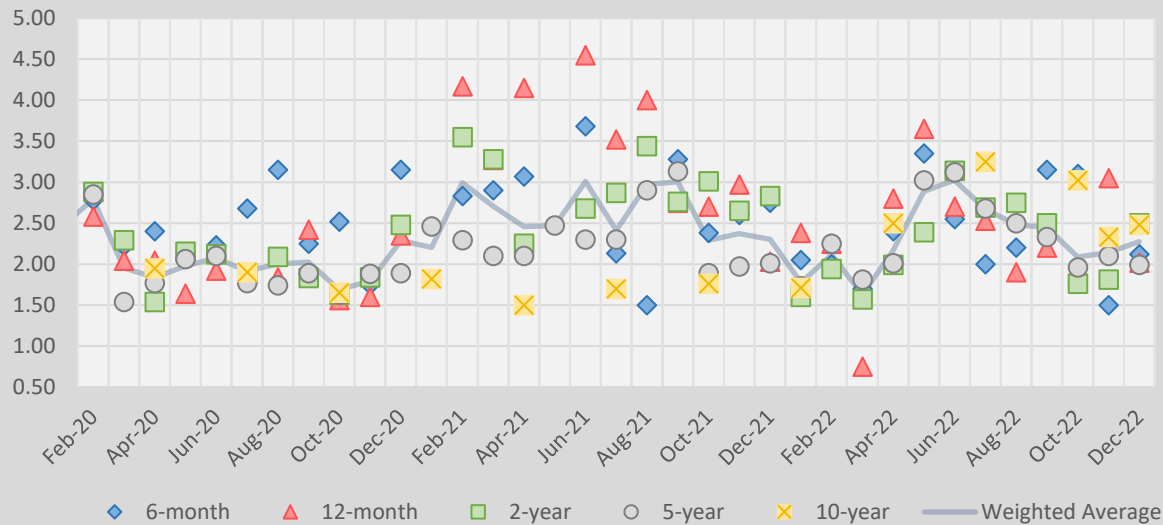


## Yields and Inflation\*

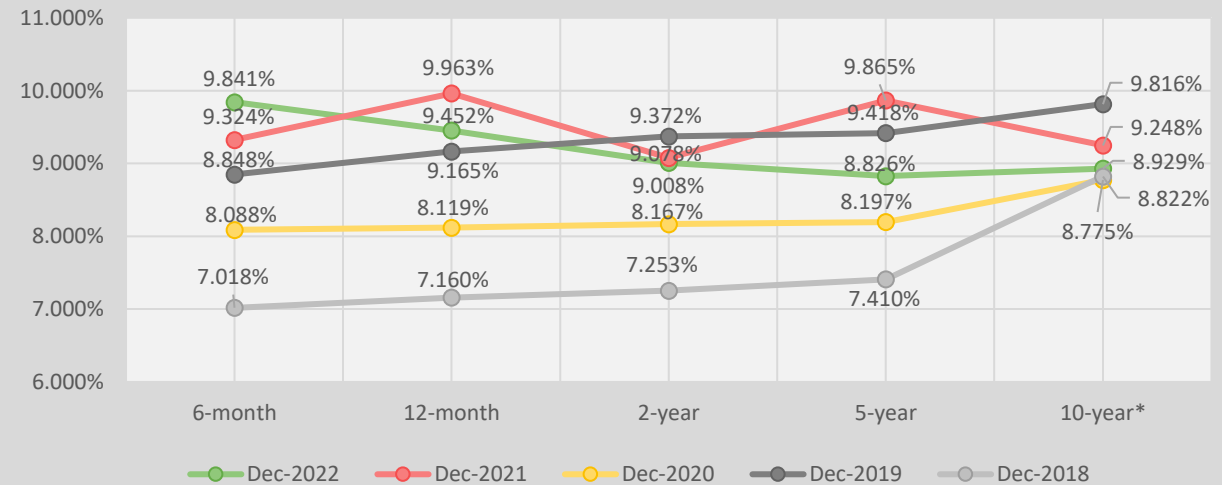


\*NBG Expectations from January 2022

## Coverage Ratio



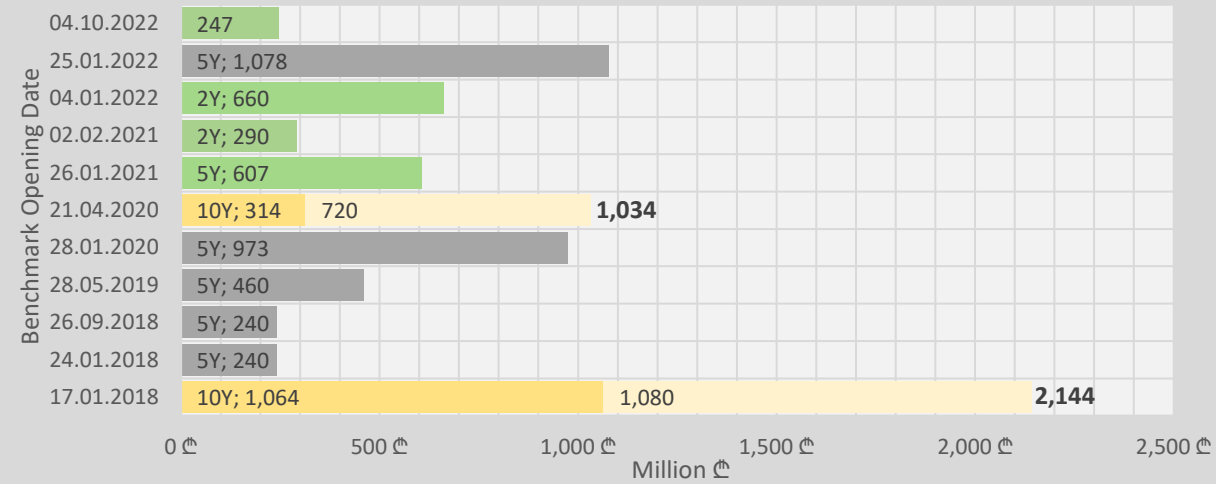
## Yield Curves\*



\*When there is no particular tenor auction hold in a last month, the previous same tenor auction's data will be used instead

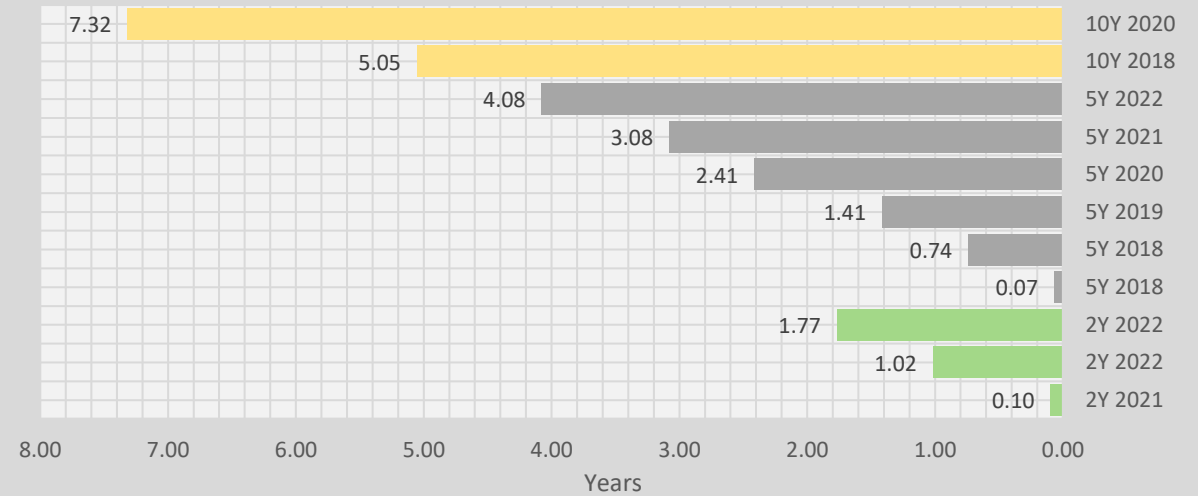
# Domestic Debt: Benchmark Bonds and Key Points

## Evolution of Benchmarks (Issued and Target\* Amounts)



\*By the end of 2023 according to the annual issuance plan

## Remaining Maturity of Active Benchmarks



## Key Highlights

- 2022** Enhancing the Primary Dealers Pilot Program by adding the 2-year benchmark bonds
- 2021** Issuing Georgia's third \$500m 5-year Eurobond, listed in London Stock Exchange
- 2020** Establishing Primary Dealers Pilot Program (Only 5-year benchmark bonds were included in the beginning)
- 2019** Publishing ever first Medium-Term Debt Management Strategy  
Deploying the Buyback Operations
- 2018** Starting issuance of Benchmark Bonds

## General Rules of Treasury Auction

- Auctions are conducted according to the Multiple Price Method;
- The submission of bids must take place fifteen (15) minutes prior to the auction;
- Investors other than the local commercial banks can take part via these banks;
- Maximum volume of each non-competitive bid – GEL 50,000;
- The total amount of bank's own bids must not exceed 75% of the issue;
- The total amount of single client's bids must not exceed 75% of the issue;
- Minimum volume of one competitive bid amounts GEL 50,000;
- Only primary dealers have the right to participate in the auctions of 5-year benchmark bonds.

# Domestic Debt: Auction Calendar and PDs

Auction Number	Auction Date	Settlement Date	Issue Volume	Remaining Maturity (Years)	Redemption Date	Coupon	ISIN	Issue Type
1	10/01/2023	12/01/2023	20,000,000	0.5	13/07/2023	-	GETD23713017	Initial
2	10/01/2023	12/01/2023	40,000,000	3.0	28/01/2026	8.125	GETC26128024*	Re-opening
3	17/01/2023	20/01/2023	20,000,000	1.0	18/01/2024	-	GETD24118034	Initial
4	24/01/2023	26/01/2023	60,000,000	7.2	23/04/2030	10.250	GETC30423171	Re-opening
5	31/01/2023	02/02/2023	90,000,000	5.0	18/01/2028	9.375	GETC28118049*	Re-opening
6	07/02/2023	09/02/2023	20,000,000	0.5	10/08/2023	-	GETD23810060	Initial
7	07/02/2023	09/02/2023	40,000,000	3.0	28/01/2026	8.125	GETC26128024*	Re-opening
8	14/02/2023	16/02/2023	20,000,000	1.0	15/02/2024	-	GETD24215087	Initial
9	21/02/2023	23/02/2023	60,000,000	7.2	23/04/2030	10.250	GETC30423171	Re-opening
10	28/02/2023	02/03/2023	90,000,000	4.9	18/01/2028	9.375	GETC28118049*	Re-opening
11	07/03/2023	09/03/2023	20,000,000	0.5	07/09/2023	-	GETD23907114	Initial
12	07/03/2023	09/03/2023	40,000,000	2.9	28/01/2026	8.125	GETC26128024*	Re-opening
13	14/03/2023	16/03/2023	20,000,000	1.0	14/03/2024	-	GETD24314138	Initial
14	21/03/2023	23/03/2023	60,000,000	7.1	23/04/2030	10.250	GETC30423171	Re-opening
15	28/03/2023	30/03/2023	90,000,000	4.8	18/01/2028	9.375	GETC28118049*	Re-opening

\* - Designated Benchmark Bond for Market Making Pilot Program

## Primary Dealers

[JSC Bank of Georgia](#)

[JSC Basisbank](#)

[JSC Liberty Bank](#)

[JSC TBC Bank](#)



MINISTRY OF FINANCE  
OF GEORGIA

Address 16 V. Gorgasali Street, Tbilisi, 0114

Email [fo@mof.ge](mailto:fo@mof.ge)

Website [www.mof.ge](http://www.mof.ge)